



READY, SET
SO YOU CAN GO:
BUILDING YOUR
COLLEGE LIST



ASCA
Alliance
PARTNER

1

Our Agenda For Today:



- 1** How to Build a Strong College Application List (and Why it Matters)
- 2** Preparing for Application Season Now
- 3** Tools for Your Success

2

2

First, an activity...



Find a piece of paper and writing device

-OR-

Open up the “Notes” feature in your phone

3

3

College List Activity:



STEP 1

Write the name of every college you can think of.

STEP 2

Cross off the following:

- Harvard, Princeton, Yale, Stanford
- Any college a family member or friend attended
- Any college in your town

STEP 3

Reflect on what you have left on your list.

4

4





MORE THAN

4,000

**Postsecondary
Institutions in the
United States**

5

You want to
apply to the
right colleges
for you,



BUT DO
YOU KNOW
HOW
TO FIND
THEM?

6



7

Considering College, Seek:



MATCH

How does the academic profile, expectations, and format of the college mirror your academic experience and achievement in high school?



FIT

How do the social components of the college campus meet your needs and expectations of your college years?



8

8

Here are the components to consider:



PERSONAL

What are your values and preferences?
What drives you to attend college?

INSTITUTIONAL

What are the graduation rates at the college?
How are students like you supported?

ACADEMIC

What are the career interests you have?
What are your “numbers”?

AFFORDABILITY

How do you make a smart investment in yourself?
How do you plan to pay for college?

9

9

“College is a match to be made, not a prize to be won.”



10

10

First, know what you need and want



NEEDS

What are your non-negotiables? What support services, majors, etc. must be on campus?

HOPES

What do you expect from college? How does this path (and the campus choice) support that?



PREFERENCES

What atmosphere do you want? What size, location, faith, culture, etc. do you want to be reflected?

NUMBERS

How do your finances and personal profile align to the step after high school?



PRIMARY RESEARCH



SORT :
LIKELY,
TARGET,
REACH



NARROW
AND
BALANCE

Don't forget!

Talk to your champions.
Your family, educators, mentors, and more often want to be part of this process.

13

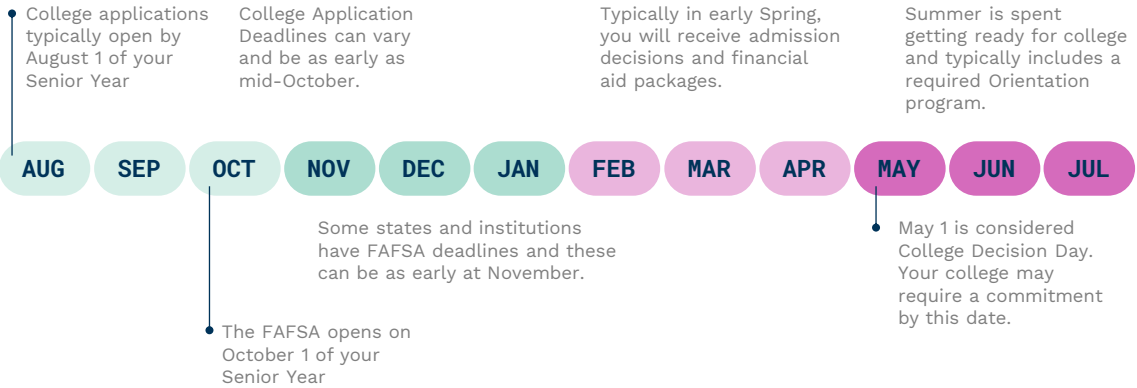
Prepare for Application Season

Start Now To Save Stress Later

14

14

Senior Year Application Timeline



Steps you can take before Senior Year:





Admission Offices Want You To Know



- 1 Take initiative! Ask the college / university about fee waivers, and call and tour for questions.
- 2 Remember to include what makes you unique in your essay!
- 3 Once accepted...
 - Visit the campuses again
 - Compare costs of attendance
 - Sense of Belonging
- 4 We want you to attend the college that is best for you! It is okay if it is not the college we work for.
- 5 We're a team! Admission offices, families, counselors, and other champions are here to work in concert together.

17

17

DON'T FORGET:



We want to hear from you, so please call and email!


18

18



Tools to support



Your Process



Work Smarter, Not Harder

19

Encourage

PREPARE

Build skills you will carry with you to graduation and beyond

EXPLORE

Discover opportunities based on the future you want

APPLY



Be informed and organized as you complete your college applications

DECIDE & TRANSITION

Stay on track for your next step after high school

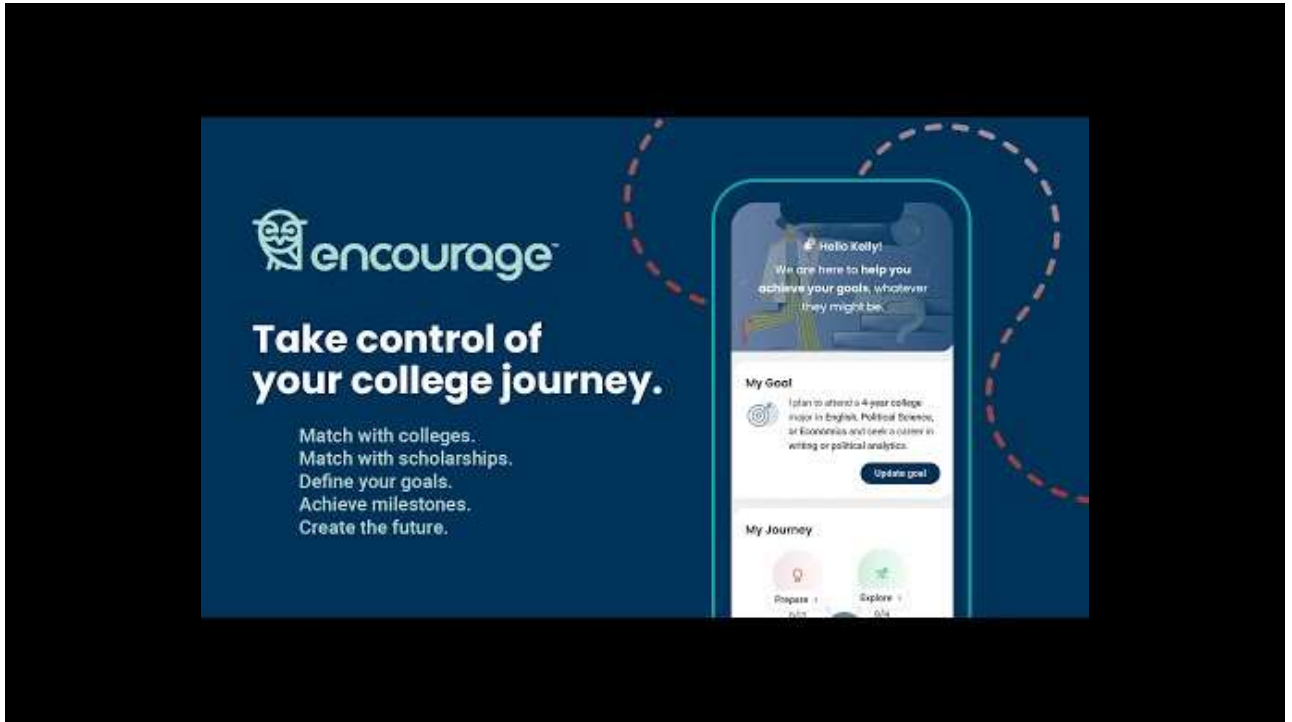
FINANCE

Learn how to make college affordable

20

20



21

Important Platforms and Websites:



CommonApp.org

Apply to many colleges from one place. More than 900 colleges accept the Common App!

FAFSA.gov

Create FSA IDs and complete the FAFSA (on or after October 1) here.

CollegeScorecard.ed.gov

Recently updated, compare colleges, their features and costs, and find other support resources.

EncourageMe.com

Download the app, find support articles, and more to help you on your journey.

22

22