

Ready to RAMP?

Understanding and Applying
for National Recognition






Objectives for Today

1. Learn the benefits of RAMP
2. Identify the 10 application components.
3. Explain the RAMP scoring process.
4. Access the online portal and application resources.

What is RAMP?



- Recognized ASCA Model Program
- Snapshot of exemplary work
- ***Exemplary*** school counseling program based on ASCA National Model



More Than a Plaque!

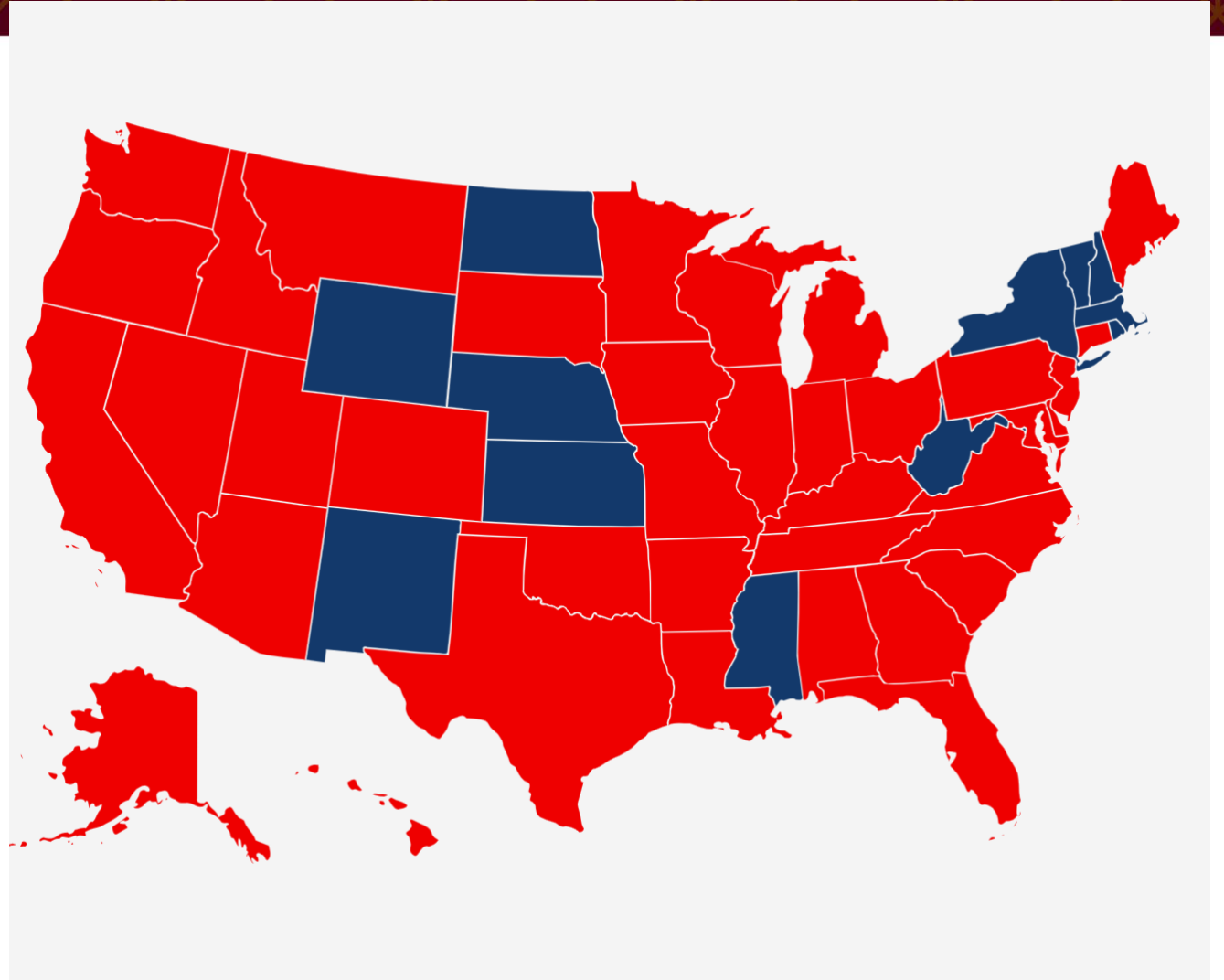
- Advocacy
- Alignment
- Increased collaboration
- Validation
- Motivation
- Continuous Improvement

RAMPed Schools



Over 1200 schools!

<https://www.schoolcounselor.org/Recognition/RAMP/Current-RAMP-Schools>



Who Can Apply?

Public

Private

Virtual

Alternative

Charter

Unique Cases? The Must Haves



SCHOOL NAME



OFFICIAL IDENTIFICATION
NUMBER IN YOUR STATE



PRINCIPAL



Considerations:

- Knowledge of the ASCA National Model
- Status of Implementation
- Commitment to the process



School Counseling Program Assessment

ASCA National Model Components	Yes	Comments
MANAGE		
Vision Statement		
Aligned with ASCA National Model's criteria for exemplary vision statement.		
Mission Statement		
Aligned with ASCA National Model's criteria for exemplary mission statement.		
Data		
School data summary prioritizing data points addressed through the school counseling program completed.		
Annual Student Outcome Goals		
a. School improvement plan reviewed to identify school priorities.		
b. Outcome goals created based on student, school and/or district data to close the achievement, opportunity and/or information gaps.		
c. Goals written in SMART format: specific, measurable, attainable, relevant, time-bound.		
Use-of-Time Calculator		
Use-of-time calculator completed at least twice a year.		
Annual Administrative Conference		
Conference held with supervising administrator. Template completed and signed by the school counselor and supervising administrator within first two months of school.		
Advisory Council		
Agendas and minutes completed from at least two meetings (one from the fall and one from the spring).		
Action Plans		
Classroom and group Mindsets & Behaviors action plan detailing classroom lessons and groups aligned with the ASCA Mindsets & Behaviors completed.		

Closing-the-gap action plan aligned with the ASCA Mindsets & Behaviors completed.		
Lesson Plans		
Lesson plans identifying activities to be delivered, standards to be addressed, to whom activities will be delivered, how they will be delivered and how data will be assessed to determine impact on student outcomes completed.		
Calendars (Annual and Weekly)		
Highly detailed annual calendar created (includes specific examples with dates and times for major activities) documenting all activities, events and services within the comprehensive school counseling program.		
Weekly calendars available for each school counselor.		
DELIVER		
Direct Student Services		
Classroom lessons/large-group activities are delivered and outlined using lesson plans.		
Small-group sessions are delivered and outlined using lesson/session plans.		
Indirect Student Services		
Indirect student services are reflected on weekly calendars.		
ASSESS		
Classroom and group Mindsets & Behaviors results report completed.		
Closing-the-gap results report completed.		
ASCA School Counselor Professional Standards & Competencies assessment completed.		
School counseling program assessment completed.		
School counseling performance appraisal is conducted annually.		
Program results are shared with school staff and stakeholders		




ASCA National Model Components	Yes	Comments
MANAGE		
Vision Statement		
Aligned with ASCA National Model's criteria for exemplary vision statement.		
Mission Statement		
Aligned with ASCA National Model's criteria for exemplary mission statement.		
Data		
School data summary prioritizing data points addressed through the school counseling program completed.		
Annual Student Outcome Goals		
a. School improvement plan reviewed to identify school priorities.		
b. Outcome goals created based on student, school and/or district data to close the achievement, opportunity and/or information gaps.		
c. Goals written in SMART format: specific, measurable, attainable, relevant, time-bound.		

What can you say yes to?

The logo is a diamond shape with a white background and a maroon border. Inside the diamond, the words "RECOGNIZED" and "ASCA MODEL" are written in maroon at the top, and "PROGRAM" is written in maroon at the bottom. The letters "R", "A", and "M" are placed at the top, left, and right corners of the diamond respectively. In the center of the diamond, there are four maroon arrows pointing outwards towards the corners.


RAMP Readiness Basics

- Plan for the deadline
- Plan for collection from previous school year



RAMP Readiness Tools

FOURTH EDITION



Recognized ASCA Model Program (RAMP) Scoring Rubric

Although the fourth edition is preferred, applications for 2021 may use either the ASCA National Model third edition or the fourth edition templates and will be evaluated on the corresponding rubric. Applications for 2022 and beyond must use the fourth edition templates and will be evaluated based on the fourth edition rubric.

1. VISION AND MISSION STATEMENTS – 6 points

Upload:

- School counseling vision statement
- School counseling mission statement
- School and district vision and/or mission statements if available

1.A School Counseling Vision Statement (earn 1 point if descriptor met)

- 1.A1 Describes the future world (five–15 years in the future) where best possible student outcomes are achieved

1.B Vision Statement Required Documentation (earn 1 point if descriptors met)

- 1.B1 Includes school and/or district vision statement or a statement explaining why it isn't provided
- 1.B2 Aligns with school and/or district vision statement or includes an explanation regarding the lack of alignment.

1.C Vision Reflection (earn 1 point if descriptors met)

- Reflect on the following (maximum 250 words per item):
- 1.C1 How the vision statement was influenced by the seven mindset standards from the ASCA School Counselor Professional Standards & Competencies
 - 1.C2 How the vision statement is communicated to administrators, teachers and stakeholders

1.D School Counseling Mission Statement (earn 1 point if descriptors met)


- 1.D1 Describes school counseling program's overarching focus or purpose as described in the ASCA National Model
- 1.D2 Emphasizes equity, access and success for every student
- 1.D3 Emphasizes long-range results for every student

1.E Mission Statement Required Documentation (earn 1 point if descriptors met)

- 1.E1 Includes school and/or district mission statement or a statement explaining why it isn't provided
- 1.E2 Aligns with school and/or district mission statement or includes an explanation regarding the lack of alignment

1.F Mission Reflection (earn 1 point if descriptors met)

- Reflect on the following (maximum 250 words per item):
- 1.F1 How the school counseling program addresses equity and access for every student
 - 1.F2 How the mission statement is communicated to administrators, teachers and stakeholders





RAMP Readiness: Templates

The screenshot shows the ASCA website page for RAMP Templates. The top navigation bar includes links for 'About ASCA', 'ASCA On Air', 'Advertise & Exhibit', 'ASCA Scene', 'Join', and 'Log in'. The breadcrumb trail is 'HOME > RECOGNITION > RECOGNIZED ASCA MODEL PROGRAM (RAMP) > TEMPLATES'. The main content area features a 'SHARE' section with social media icons for Twitter, Facebook, LinkedIn, Print, and Email. The title 'Templates' is prominently displayed. Below the title, a paragraph states: 'Applications must use the ASCA-provided templates. Download a zip file containing all templates at once, or select individual templates from the list to the right.' A section titled 'Template Examples' provides details: 'Download examples of exemplary application templates. Examples are from schools who submitted applications in October 2021. Templates used for October 2022 submissions may vary slightly. Due to 2021 application modifications, Section 9 examples will become available after RAMP schools are determined from October 2022 submissions.' Another paragraph mentions: 'Annual student outcome goal examples (elementary, middle, high school). Note: these are updated from the goal statement examples in the "ASCA National Model Implementation Guide" and match the RAMP rubric.' On the right side, there is a 'DOWNLOADS' sidebar with a list of documents, each with a download icon and a title: 'Advisory Council First-Semester Agenda', 'Advisory Council First-Semester Minutes', 'Advisory Council Second-Semester Agenda', 'Advisory Council Second-Semester Minutes', 'Annual Administrative Conference', 'Annual Calendar', 'Annual Student Outcome Goal Plan', 'Classroom and Group Mindsets & Behaviors Action Plan', 'Classroom and Group Results Report', 'Closing-the-Gap Action Plan and Results Report', 'Lesson Plan', 'School Counseling Program Assessment', and 'School Counselor Performance Appraisal'. The left sidebar contains navigation links: 'Membership', 'About School Counseling', 'Events & Professional Development', 'Publications & Research', 'Standards & Positions', 'Recognition', 'Advertise & Exhibit', and 'Contact Us'.

<https://www.schoolcounselor.org/Recognition/RAMP/Templates>



RAMP Application Timeline

It is always helpful to establish a plan for submitting your school's RAMP application. It takes an entire school year to gather data, complete templates, prepare graphs, write reflections and ensure they are all uploaded correctly. Here are some thoughts to consider as you plan:

- Ongoing ASCA National Model implementation is key to making the RAMP application submission a seamless process. Some templates that have been created in previous years may only need editing for the current year, saving time along the way. Be sure each is updated to the most current template.
- The data collection year is the year you implement and assess the components for submission in October of the next school year. (Example: 2022–2023 data collection and submit October 2023)
- Plan for interruptions. They will happen. Leave time at the end in case it is needed for additional revisions.
- Use-of-time calculators for each school counselor should be from the school year just before the data collection year (so, for October 2023 submissions, the data year is 2022–2023 and the use-of-time calculators are from 2021–2022). See Section 4.
- Revisit the rubric often to ensure you are responding to reflection questions accordingly and that you are preparing exactly what is specified in the rubric.
- Ensure you are working in the correct application year of the portal. For example, if submitting in October 2023, you are choosing year 2022–23 in the portal.

Below is a suggested timeline of completing each section. You should personalize and adjust based on your school calendar and other factors.

DATA COLLECTION YEAR

Month	Activity
July–August	<input type="checkbox"/> Mission and Vision Statements <input type="checkbox"/> School Data Summary (one per school) <input type="checkbox"/> Annual Student Outcome Goals (one or two may be submitted)
August–September	<input type="checkbox"/> Advisory Council Meeting Dates/Agendas <input type="checkbox"/> Annual Administrative Conference (one per school counselor, each with two use-of-time calculators from the previous school year) <input type="checkbox"/> Classroom and Group Mindsets & Behaviors Action Plan Finalized for School Year <input type="checkbox"/> Annual Calendar Finalized for School Year
September–October	<input type="checkbox"/> Lesson Plans Finalized (three independent classroom lessons or one class unit of three lessons & one small group with plan for each session)
October–December	<input type="checkbox"/> Advisory Council Fall Semester Meeting <input type="checkbox"/> Lesson Plan Delivery
January	<input type="checkbox"/> Create/Update School Portal Account (ramp4.org) <input type="checkbox"/> Lesson Plan Delivery
February–March	<input type="checkbox"/> Lesson Plan Delivery <input type="checkbox"/> Results Reports
April–May	<input type="checkbox"/> Advisory Council Spring Semester Meeting <input type="checkbox"/> Results Reports (Completed & Analyzed, Graphs Created) <input type="checkbox"/> Signature Page (download from Finalize section of portal)

Need more RAMP information? Go to <https://www.schoolcounselor.org/RAMP>



RAMP Application and Use-of-Time 5-Day Calculator Timeline

The Use-of-Time 5-Day Calculator is completed each school year, once in the first semester and once in the second semester. This data is used in the completion of the Annual Administrative Conference form, which is signed in the first two months of the school year.

The following chart is a guide to assist in planning ahead for your RAMP application:

Application Year	When to Collect Data	Annual Administrative Conference	Use-of-Time 5-Day Calculator
I plan to apply in October	School year	Completed first two months of school year	Complete in first and second semester of
2023	2022–2023	2022–2023	2021–2022
2024	2023–2024	2023–2024	2022–2023
2025	2024–2025	2024–2025	2023–2024
2026	2025–2026	2025–2026	2024–2025
2027	2026–2027	2026–2027	2025–2026
2028	2027–2028	2027–2028	2026–2027

RAMP Planning Tools

Scoring Basics



POINTS FOR EACH
SECTION



REVIEW TEAM




54! RAMP SCHOOL



2024 Rubric: The Sections

1. Vision and Mission Statements, 6 points
2. Annual Student Outcome Goals, 7 points
3. Classroom and Group Mindsets & Behaviors Action Plan, 5 points
4. Annual Administrative Conference, 5 points
5. Advisory Council, 6 points
6. Annual Calendar, 3 points
7. Lesson Plans (Classroom or Group), 5 points
8. Classroom Instruction Results Report, 7 points
9. Small-Group Results Report, 7 points
10. Closing-the-Gap Action Plan/Results Report, 9 points



One Year!

Plan

Execute

Collect data

Analyze Findings

Reflect



Membership

About School Counseling

Events & Professional Development

Publications & Research

Standards & Positions

Recognition

Advertise & Exhibit

Contact Us



2024 National School Counseling Week
 School Counseling: Standards-Based, Student Focused, Feb. 5-9, 2024

[Download materials](#)

Need Lesson Plans?
 Search the online Member Community to find lesson plans or post your request to get help from other ASCA members.

[→](#)

Help Students in Troubling Times
 Resources and tips for helping students deal with fears and questions about the violence in Israel and Gaza.


[→](#)



School Counseling Standards
 Four sets of school counseling standards define the school counseling profession.

Apply with the ASCA Portal




ASCA Portals Page



schoolcounselor.org/ASCA-Portals

AMERICAN SCHOOL COUNSELOR ASSOCIATION

- Membership
- About School Counseling
- Events & Professional Development
- Publications & Research
- Standards & Positions
- Recognition
- Advertise & Exhibit
- Contact Us

SHARE   

ASCA Portals

ASCA provides several portals for ASCA recognition programs and ASCA National Model implementation. See options below to access the specific portal and directions for use.

ASCA-Certified School Counselor Portal

School counselors seeking **ASCA-Certified School Counselor (ACSC)** recognition use this portal to submit applications. Visit the ACSC page for the ACSC candidate handbook, ACSC FAQs, the ACSC portfolio rubric and additional information.

- [Access the ACSC Portal](#)
- [Certification Portal User Instructions](#)

Recognized ASCA Model Program Portal

School counselors applying for **Recognized ASCA Model Program (RAMP)** status for their school use this portal to apply. Visit the RAMP page for full details about RAMP, how to apply, templates, resources and more.

- [Access the RAMP Portal](#)
- [RAMP Portal New User Instructions](#)
- [Instructions to Create a New Application for Existing Users](#)


DISTRICTS AND UNIVERSITIES

Districts and Universities ASCA National Model Implementation Portal

School counselors and/or schools engaged in districtwide ASCA National Model implementation training use this portal to upload their ASCA National Model work and receive feedback from their trainer or district leaders.

Graduate students enrolled in school counselor preparation programs requiring portal use will upload their ASCA National Model work and


One counselor creates account.



ramp.schoolcounselor.org

The screenshot shows a web browser window with the URL 'ramp4.org/login'. The page features the 'Recognized ASCA Model Program' logo and title. Below this, there is a yellow box with instructions for login and registration. The main content area is divided into two sections: 'Login' and 'Register'. The 'Login' section includes fields for 'E-mail Address' and 'Password', a 'Login' button, and a 'Forgot password?' link. The 'Register' section is a blue box with a 'Register Now!' button.

← → ↻ ramp4.org/login



Recognized ASCA Model Program

If you're an ASCA Member, login with your ASCA Membership username and password on the left.

If you are not an ASCA Member, register on the right to create a username and password. Then, return to this (<https://ramp4.org>) webpage to login.

For portal use instructions, [click here](#).

Login

Sign In to your account

[Forgot password?](#)

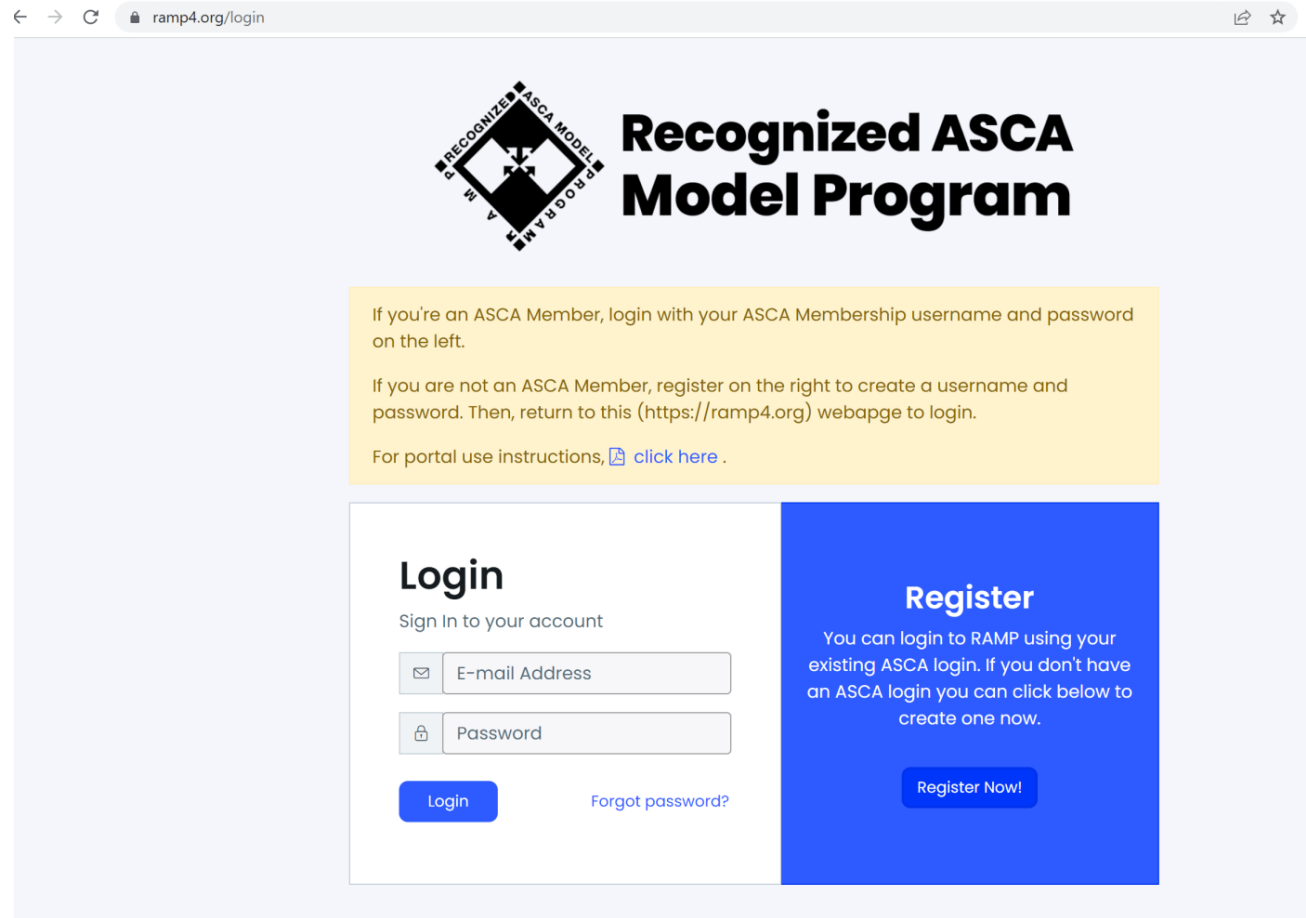
Register

You can login to RAMP using your existing ASCA login. If you don't have an ASCA login you can click below to create one now.


Not an ASCA Member? It's ok!

Member?

Use the white box and login.



← → ↻ ramp4.org/login



Recognized ASCA Model Program

If you're an ASCA Member, login with your ASCA Membership username and password on the left.

If you are not an ASCA Member, register on the right to create a username and password. Then, return to this (<https://ramp4.org>) webpage to login.

For portal use instructions, [click here](#).

Login

Sign In to your account

[Forgot password?](#)

Register

You can login to RAMP using your existing ASCA login. If you don't have an ASCA login you can click below to create one now.

Not a member?

Go to the blue box and click register now!

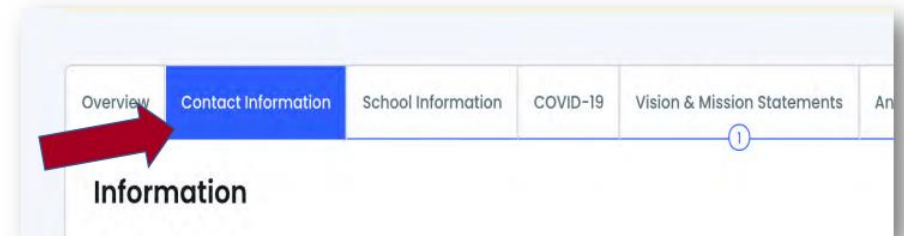


Applying: Set Up The Account

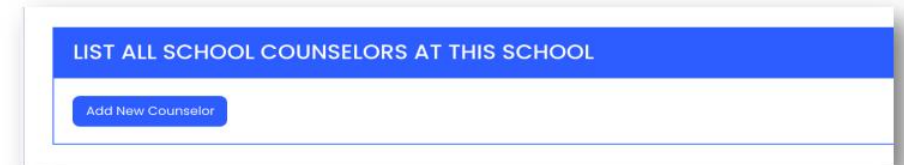
The Portal: ramp.schoolcounselor.org

- Initial person: Owner
- Access for all counselors
- Sustaining the account

Complete the **Contact Information** section.




IMPORTANT – List all school counselors, including yourself.



Click **SAVE** at the bottom of each page.


- Caution – Email addresses



Need help?

portalsupport@schoolcounselor.org

District Portals, State Programs



- Be sure to use your district portal if applicable
- District not using? Use “national” and enter school information
- Applying for your state RAMP award? Follow your state program instructions for submitting the application

(Alabama, Delaware, Indiana, Missouri, North Carolina, Pennsylvania, Wisconsin)



Determine your application plan

- Be intentional
- Be dedicated
- Think ahead of the game
- Plan for interruptions
- Best practices?




The logo is a diamond shape with a white background and a maroon border. Inside the diamond, the words "RECOGNIZED" and "ASCA MODEL" are written in maroon at the top, and "PROGRAM" is written in maroon at the bottom. In the center, there are four maroon arrows pointing outwards from a central point.

Include

- Contact information for the primary person and secondary person who will receive email correspondence
- Contact information for your school, principal, superintendent and school board chair
- ASCA member number
- Demographic information
- The timeframe the RAMP application covers. The application must cover at least one complete school year.

Do **NOT** include....



Identifying Student Information




The Signature Page



- All who sign this document must have seen and approved all components of the application.
- Provide evidence that the RAMP application has been presented to your school district's board of education or a member of the board of education through original signature by a school board representative
- Best practice: Include as part of spring advisory council agenda

Upload Documents and Write!




- 10 Sections
- Reflection for each section
- Understand big picture
- Choose the *best* examples of your work
- Ensure your writing and work has evidence of alignment to school, district and state
- Follow the rubric!




Important!

You give ASCA permission
to share and reproduce
your materials once
submitted



Application Fee Payment



- Check, online, purchase order, phone
- Include name of school and “RAMP”
- \$500 or \$250 application fee, depending on ASCA membership status
- District or other payment assistance?

Before You Submit

All materials included?

All fields completed?

Doublecheck contacts?

Did you save a copy of all your files?

Submit by midnight of October 15

When ready, click “Finalize” to submit


After you finalize....What's next?



The logo is a diamond shape with a white background and a maroon border. Inside the diamond, there are four smaller diamonds arranged in a cross pattern, each containing a white arrow pointing towards the center. The text "RECOGNIZED" is written in white along the top-left edge, "ASCA MODEL" along the top-right edge, and "PROGRAM" along the bottom-right edge. The letters "R", "M", "A", and "P" are placed at the four corners of the diamond.

Results Notifications

- Initial feedback late January/early February
- Final notifications late March
- Not successful? Try again!



Need help? RAMP Office Hours

- Join a live zoom meeting
- Ask questions and get answers
- Hear others' questions
- New schedule coming soon





- Membership
- About School Counseling
- Events & Professional Development
- Publications & Research
- Standards & Positions
- Recognition
- Advertise & Exhibit
- Contact Us

Recognized ASCA Model Program



The Recognized ASCA Model Program (RAMP) recognizes schools committed to delivering school counseling programs aligned with the ASCA National Model framework. The RAMP designation demonstrates to administrators, school boards, families and the community at large that the schools are committed to supporting the mission of the school and district. To date, approximately 1,300 schools have earned the RAMP designation. View current RAMP schools [here](#). See the [Class of 2023 RAMP schools by the numbers](#).

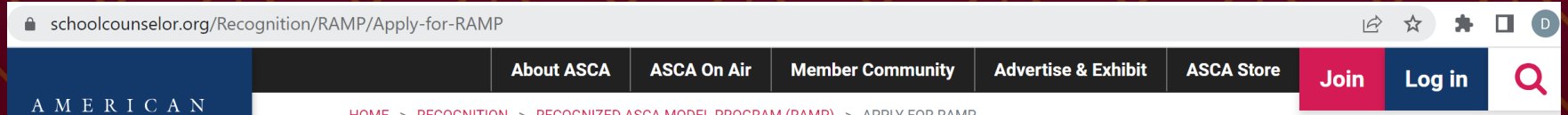
The RAMP application process is the culmination of successfully implementing the ASCA National Model framework to show evidence of direct and indirect services to students, program planning and improved student outcomes in the school counseling program.

Schools considering seeking the RAMP designation are encouraged to review the [program assessment tool](#) to determine whether your school counseling program is aligned with the [ASCA National Model](#) and to determine when to apply. Schools will need at least one entire

- ### DOWNLOADS
- 2023 RAMP Schools by the Numbers
 - 2023 RAMP Stories: Closing the Gap
 - 2023 Scoring Rubric
 - 2024 Scoring Rubric
 - Application Templates

- ### IN THIS SECTION
- RECOGNIZED ASCA MODEL PROGRAM (RAMP)**
 - [2023 RAMP Schools by the Numbers](#)
 - [Apply for RAMP](#)
 - [Online Application Portal](#)
 - [2023 Scoring Rubric](#)
 - [2024 Scoring Rubric](#)
 - [Resources and Training](#)
 - [Templates](#)
 - [RAMP FAQs](#)
 - [Current RAMP Schools](#)

Need Help? RAMP Tips and Reminders



[HOME](#) > [RECOGNITION](#) > [RECOGNIZED ASCA MODEL PROGRAM \(RAMP\)](#) > APPLY FOR RAMP



Apply for RAMP

The first step to applying for RAMP is to use the [program assessment tool](#) to determine whether your program is ready to seek the RAMP designation. The assessment tool outlines the 10 components of RAMP including:

- Vision and Mission Statement (6 points) – [Get Tips](#)
- Annual Student Outcome Goals (7 points) – [Get Tips](#)
- Classroom and Group Mindsets & Behaviors Action Plan (5 points) – [Get Tips](#)
- Annual Administrative Conference (5 points) – [Get Tips](#)
- Advisory Council (6 points) – [Get Tips](#)
- Calendars (annual and weekly) (3 points) – [Get Tips](#)
- Lesson Plans (classroom and group) (5 points) – [Get Tips](#)
- Classroom Instruction Results Report (7 points) – [Get Tips](#)
- Small-Group Results Report (7 points) – [Get Tips](#)
- Closing-the-Gap Action Plan/Results Report (9 points) – [Get Tips](#)

These 10 components are represented in the [application templates](#) schools will use to prepare materials to be submitted in the [online RAMP Application Portal](#).

The RAMP application covers an entire school year. Use this suggested [RAMP application timeline](#) and [use-of-time 5-day calculator timeline](#) to help you plan for your data collection year.

Each application is judged by a review team. Team scoring is facilitated by a lead RAMP reviewer. Schools that earn scores of 54 or higher out of a possible 60 are awarded RAMP status. Some schools that fail to earn RAMP in the first scoring will be invited to resubmit based on the score and components that require improvement. Schools that resubmit and still don't attain a 54 or higher score are eligible to become Programs of Promise and receive mentoring to potentially be eligible for RAMP the following year. View the [2023 scoring rubric](#).

Schools applying for RAMP in October 2024 should use the [2024 scoring rubric](#). Changes to the rubric include clarifying language throughout the document, as well as requirements and points for annual student

IN THIS SECTION

RECOGNIZED ASCA MODEL PROGRAM (RAMP)

[2023 RAMP Schools by the Numbers](#)

[Apply for RAMP](#)

[Online Application Portal](#)

[2023 Scoring Rubric](#)

[2024 Scoring Rubric](#)

[RAMP Office Hours](#)

[Resources and Training](#)


[Templates](#)

[RAMP FAQs](#)

[Current RAMP Schools](#)

[RAMP Reviewers & Committees](#)

View 2024 tips and reminders videos beginning mid February 2024



Need more help?





Webinars
And
Videos



Template
Examples

<https://www.schoolcounselor.org/Recognition/RAMP/Resources-and-Training>





Questions along the way?

- dhawkes@schoolcounselor.org
- Feedback
- Rubric clarification
- General logistics questions



Go Forth and Get RAMPed!

Deirdra Hawkes

dhawkes@schoolcounselor.org

[@DHawkesASCA](https://twitter.com/DHawkesASCA)